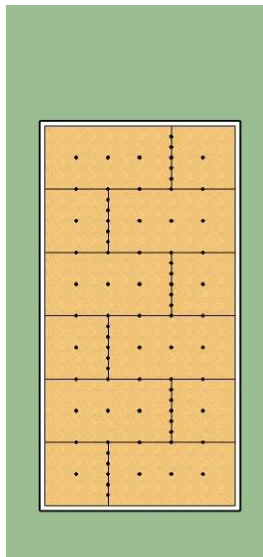




## STC Acoustic Sleeper™: Typical Pad Layouts for Apartments and Hotels

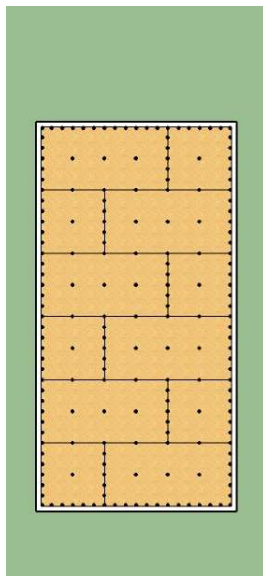
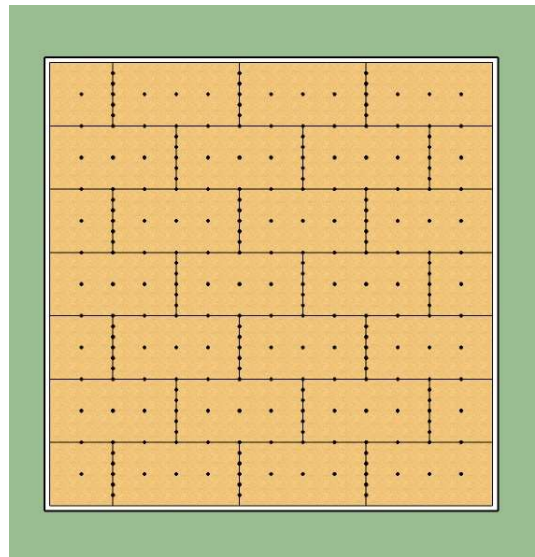
1. Draftstops are required where NFPA 13R sprinkler systems are installed (exempt if NFPA 13 per 2015 IBC 718.3.2) and where fire partitions are not installed directly on the floor sheathing panel.
2. Draftstops support the subfloor panels where subfloor is installed continuously, prior to fire partitions, or where extended beyond the floor plate in a supported layout.
3. Install pads 2' o.c. in field, 8" o.c. along butt edges of panels and at unsupported perimeters. Place pads overlapping edge to support adjacent panels, with feet perpendicular to edge.



Continuous or Supported  
Perimeter Subfloors:

Hotel Room, 12'x24': 79 pads


Apartment, 28'x28': 253 pads



Full Isolation:

Hotel Room, 12x24': 187 pads

Apartment, 28'x28': 421 pads



Paul L. Battaglia, AIA, ASA, INCE  
May 5, 2018